

How to Watch or Stop Watching a Page

You can watch an Experts Wiki page, blog post, or space if you want to receive notifications of updates to any content. Experts Wiki will then send you a notification by email whenever anyone updates the watched content. You will receive email notifications for:

- Edits (unless the user clears the **Notify watchers** check box)
- Deletions
- Attachments, including new versions or deletions of an existing attachment
- Comments, including new comments, edits of existing comments, or deletions of existing comments

Step-by-step guides

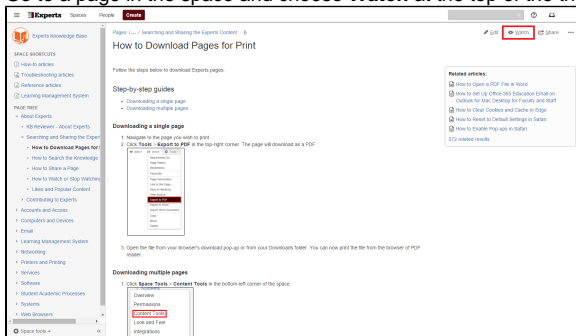
- [Start watching a page or Space](#)
- [Stop watching a page](#)
- [See what pages you are watching](#)

Related articles:

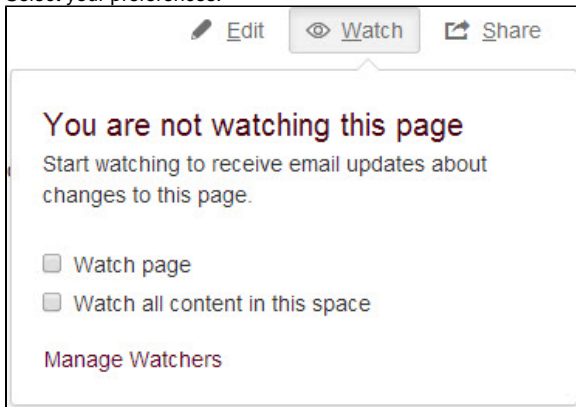
- [Knowledge Base Style Guide](#)
- [Knowledge Base Page Structure Guidelines](#)
- [Accessibility Concerns in Experts](#)
- [How to Import and Export Word Documents](#)
- [How to Create Lists in a Page](#)

Start watching a page or Space

1. Go to a page in the space and choose **Watch** at the top of the page.

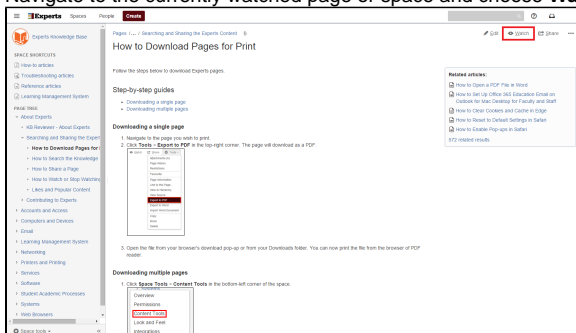


2. Select your preferences.

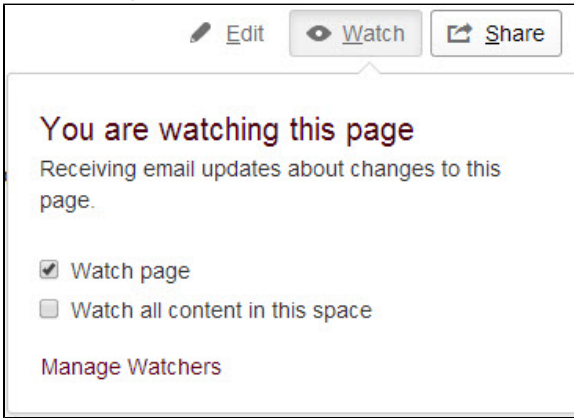


Stop watching a page

1. Navigate to the currently watched page or space and choose **Watch** at the top of the page.

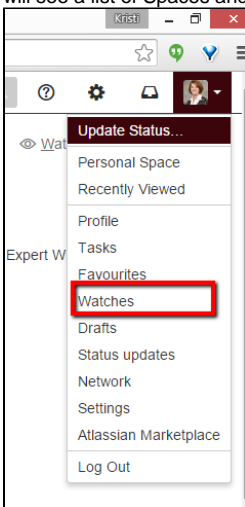


2. Uncheck the options.



See what pages you are watching

1. Click on your profile image in the top-right and select **Watches** from the drop-down menu. You will see a list of Spaces and Pages you are currently Watching.



2. Click **Stop Watching** next to any page name from which you wish to no longer receive notifications.

